

SAM STEVENS INC.

2101 Lubbock Hwy.
Lamesa, Texas 79331

MANUFACTURER OF QUALITY FARM EQUIPMENT

Phone: 806-872-8365

Fax: 806-872-8368

PACKER PLOW



SAM STEVENS INC.

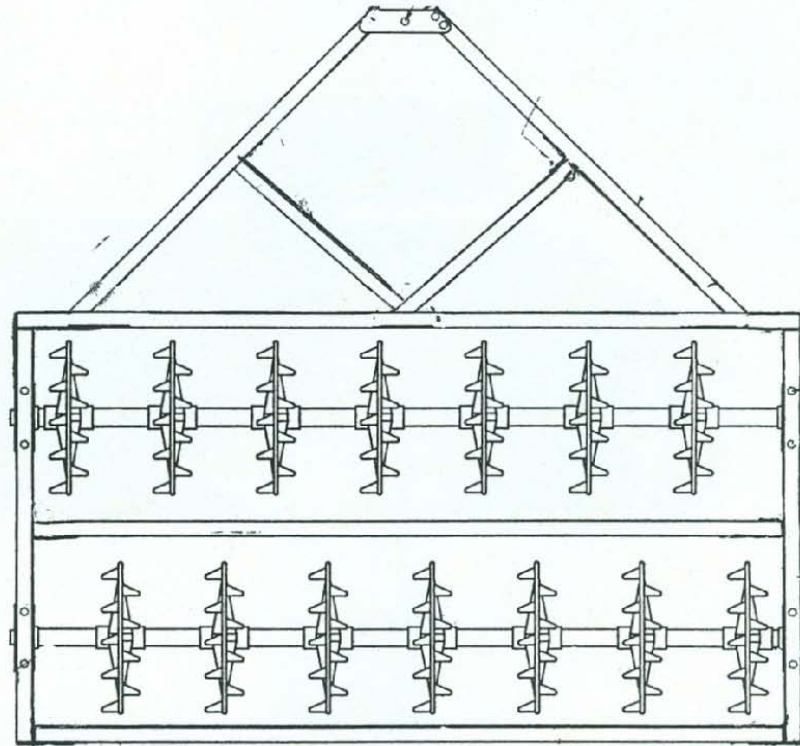
2101 Lubbock Hwy.
Lamesa, Texas 79331

MANUFACTURER OF QUALITY FARM EQUIPMENT

Phone: 806-872-8365

Fax: 806-872-8368

PACKER PLOW



PACKER WHEELS



SAM STEVENS INC.2101 Lubbock Hwy.
Lamesa, Texas 79331

MANUFACTURER OF QUALITY FARM EQUIPMENT

Phone: 806-872-8365

Fax: 806-872-8368

PACKER PLOW

INLINE

PART NO.	WHEELS	PACKING WIDTH	OVERALL WIDTH	WEIGHT
PKP - 0600	14	84"	94"	1328 lbs.
PKP - 0601	18	102"	112"	1635 lbs.
PKP - 0602	20	114"	124"	1790 lbs.
PKP - 0603	24	133"	143"	2304 lbs.
PKP - 0604	26	151"	161"	2545 lbs.
PKP - 0605	34	171"	181"	3130 lbs.

STAGGERED

PART NO.	WHEELS	PACKING WIDTH	OVERALL WIDTH	WEIGHT
PKP - 0606	13	84"	94"	1268 lbs.
PKP - 0607	17	102"	112"	1575 lbs.
PKP - 0608	19	114"	124"	1730 lbs.
PKP - 0609	23	133"	143"	2244 lbs.
PKP - 0610	25	151"	161"	2485 lbs.
PKP - 0611	33	171"	181"	3070 lbs.

7 and 8 BOTTOM PLOWS HAVE A SPLIT AXLE

PART NO.	DESCRIPTION	WEIGHT
PKP - P612	1 15/16" Pillow Block and Bearing (PL3W231E)	5.9 lbs.
PKP - P613	1 15/16" Bearing WITH Collar (WG231EL)	1.6 lbs.
PKP - P614	1 15/16" Pillow Block Housing, ONLY	4.3 lbs.
PKP - P628	1 1/2" Pillow Block and Bearing (PL3W224E)	
PKP - P629	1 1/2" Bearing ONLY (W224E)	
PKP - P026	1 1/2" Housing ONLY	
PKP - P615	2" Pillow Block and Bearing (PL3W2E324)	
PKP - P616	2" Bearing WITH Collar	
PKP - P027	2" Housing ONLY (WG2E32EL)	
PKP - P617	Wheel Spacer	1.9 lbs.
PKP - P618	Wheel Spacer WITH Set Screws	2 lbs.
PKP - P619	4 Bottom Axle Shaft (90")	82 lbs.
PKP - P620	5 Bottom Axle Shaft (108")	98 lbs.
PKP - P621	6 Bottom Axle Shaft (120")	107 lbs.
PKP - P622	Regular Packer Hitch	
PKP - P623	V - Wheel WITH 1 1/2" Hole	
PKP - P624	V - Wheel WITH 2" Hole	
PKP - P625	Cast Packer Wheel (Crow Foot)	58 lbs.

SAM STEVENS INC.

2101 Lubbock Hwy.
Lamesa, Texas 79331


MANUFACTURER OF QUALITY FARM EQUIPMENT

Phone: 806-872-8365

Fax: 806-872-8368

GOOSENECK PACKER

PART NO.	DESCRIPTION	WEIGHT
GNP - 0627	Gooseneck Packer, 5 Bottom WITH V-Wheels,	1850 lbs.
	10" Center to Center of Packer Wheels, Overall	
	Packing 99", WITH Hitch Ball, 31' Hoses and 2 Tee's,	
	3 x 12 Cylinder, Jack and Stand	
GNP - 0628	Gooseneck Packer, 6 Bottom WITH V-Wheels,	2000 lbs.
	10" Center to Center of Packer Wheels, Overall	
	Packing 113", WITH Hitch Ball, 31' Hoses and 2 Tee's,	
	3 x 12 Cylinder, Jack and Stand	
GNP - 0629	Gooseneck Packer, 7 Bottom WITH V-Wheels,	
	10" Center to Center of Packer Wheels, Overall	
	Packing 133", WITH Hitch Ball, 31' Hoses and 2 Tee's,	
	Plugs, 3 x 12 Cylinder, Jack and Stand	
GNP - P630	One pair Wheels and Tires for Transport	
	(goes in end of packer)	
GNP - P631	One pair Wheels, ONLY, NO TIRES	66 lbs.
GNP - P632	Hydraulic Gagewheels, ONLY, NO TIRES	328 lbs.
GNP - P633	Transport (hyd. type goes on back of packer)	(priced)
	WITH 3 x 8 Cylinder, two 35' Hoses, two Plugs for Tractor	(per set)
GNP - H975	975 or 995 Packer Hitch	
GNP - C038	3 x 8 Cylinder	
GNP - C312	3 x 12 Cylinder	



SAM STEVENS INC.

2101 Lubbock Hwy.
Lamesa, Texas 79331

MANUFACTURER OF QUALITY FARM EQUIPMENT

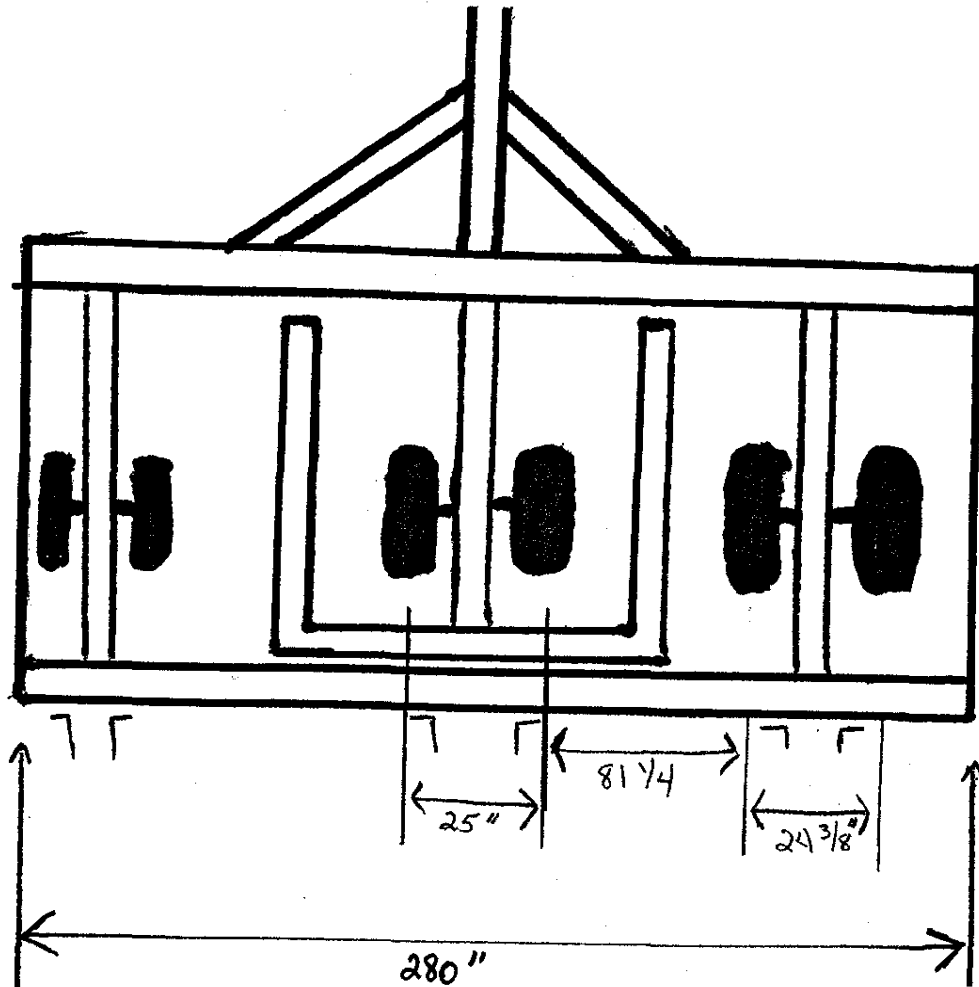
Phone: 806-872-8365

Fax: 806-872-8368

6 WHEEL PACKER

WITHOUT

SPRINGTOOTH SHANK, BRACKETS, CYLINDERS AND HOSES



PART NO.	DESCRIPTION
WPK-0813	Wheel Packer - 6 Wheels in line WITH Springtooth Shanks, WITH 3x10 Cylinder, 34 Springtooth Shanks and Clamps, 4" x 6" x 3/8" Frame WITH 6 Wheels, 6 Upright for JD 8 weights (round)
WPK-0814	WITHOUT Springtooth Shank, Brackets, Cylinder and Hoses.

SAM STEVENS INC.

2101 Lubbock Hwy.
Lamesa, Texas 79331

MANUFACTURER OF QUALITY FARM EQUIPMENT

Phone: 806-872-8365 Fax: 806-872-8368

WHEEL PACKER

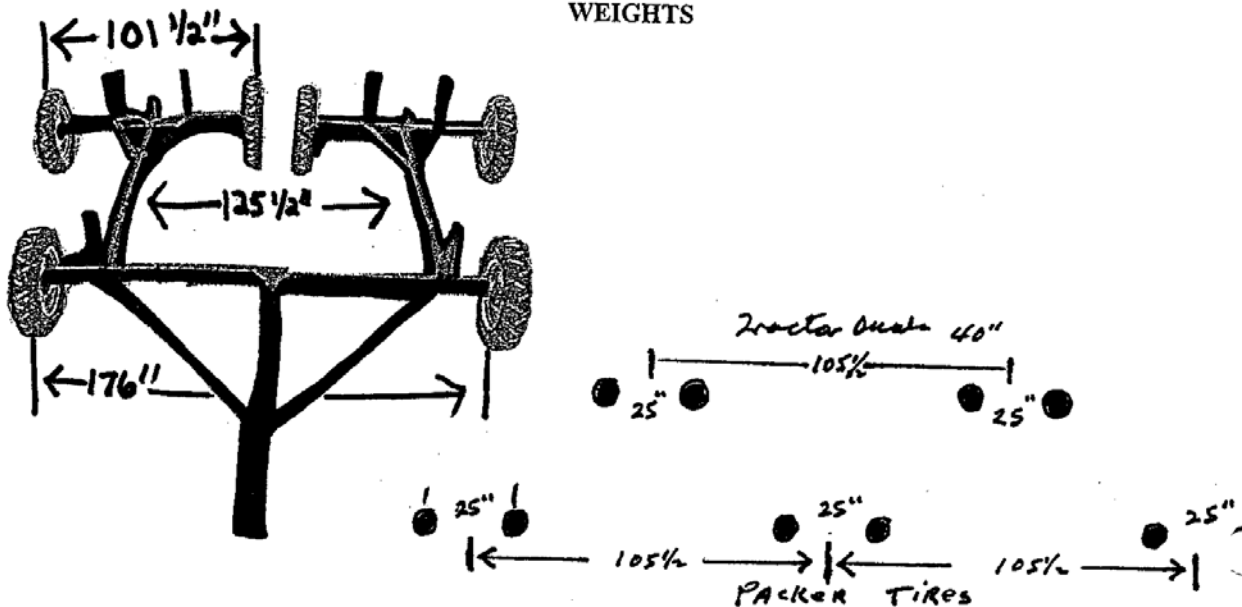
WEIGHTS

PART NO.	DESCRIPTION	WEIGHT
WPK-0801	This packer is constructed of 7 x 4 (1/4" wall) tubing and 4" (1/4" wall) tubing. The tongues are 2-5/16" Ball (bulldog) hitches. The spindles are 4500# WITH an 8 bolt hub. The new tires are 11.2 x 24 WITH an 8 bolt wheel. The Packer comes WITH brackets to add weight.	2565 lbs.

WHEEL PACKER PARTS

PART NO.	DESCRIPTION
WPK-P802	24" Wheel WITHOUT Reversible (8 - 8 - 6 - 235)
WPK-P803	11.2 x 24" - 4 Irrigation Tire TL
WPK-P804	Mounted WITH Wheel and Tire
WPK-P805	8 Hub - 60 - 8 Hub
WPK-P806	Spindle Assembly 60 - 8 (23/4 x 14")
WPK-P807	Cap
WPK-P808	Bearing - JLM506849
WPK-P809	Bearing - LM501349
WPK-P810	Race - JLM506810
WPK-P811	Race - LM501310
WPK-P812	Trans Seal - CR27394 (27372VHY)

WHEEL PACKER WEIGHTS



SAM STEVENS INC.

2101 Lubbock Hwy.
Lamesa, Texas 79331

MANUFACTURER OF QUALITY FARM EQUIPMENT

Phone: 806-872-8365

Fax: 806-872-8368

CHISLE PLOW



SAM STEVENS INC.2101 Lubbock Hwy.
Lamesa, Texas 79331

MANUFACTURER OF QUALITY FARM EQUIPMENT

Phone: 806-872-8365

Fax: 806-872-8368

CHISLE PLOW**12" SHANK SPACING****CHISLE PLOWS ARE BUILT ON A THREE BAR FRAME**
24" BAR CENTERS AND 12" SHANK SPACING

PART NO.	DESCRIPTION	WEIGHT
CPL - 5025	15 Foot, Triple 4 x 4 Bar	1130 lbs.
CPL - 5026	One Heavy Duty Three Point Hitch	70 lbs.
CPL - 5027	15 - 1.25" X 26" Chisle Shanks	32 lbs.
CPL - 5028	15 - Clamps for Chisle Shanks	13 lbs.
CPL - 5029	Labor to assemble above package	
<hr/>		
CPL - 5030	Optional 15 Wheel Packer for above Plow	1700 lbs.
<hr/>		
CPL - 5031	17 Foot, Triple 4 x 4 Bar	1130 lbs.
CPL - 5026	One Heavy Duty Three Point Hitch	70 lbs.
CPL - 5027	17 - 1.25"x26" Chilse Shanks	32 lbs.
CPL - 5028	17 - Clamps for Chisle Shanks	13 lbs.
CPL - 5035	Labor to assemble above package	
<hr/>		
CPL - 5036	optional 17 Wheel packer for above Plow	1700 lbs.
<hr/>		
CPL - 5037	19 Foot, Triple 4 x 4 Bar	1130 lbs.
CPL - 5026	One Heavy Duty Three Point Hitch	70 lbs.
CPL - 5027	19 - 1.25" x 26" Chisle Shank	32 lbs.
CPL - 5028	19 - Clamps for Chisle Shank	13 lbs.
CPL - 5041	Labor to assemble above package	
<hr/>		
CPL - 5042	optional 19 Wheel packer for above Plow	2045 lbs.
<hr/>		
CPL - 5043	21 Foot, Triple 4 x 4 Bar	1130 lbs.
CPL - 5026	One Heavy Duty Three Point Hitch	70 lbs.
CPL - 5027	21 - 1.25" x 26" Chisle Shank	32 lbs.
CPL - 5028	21 - Clamps for Chisle Shank	13 lbs.
CPL - 5047	Labor to assemble above package	
<hr/>		
CPL - 5048	optional 21 Wheel packer for above Plow	2200 lbs.