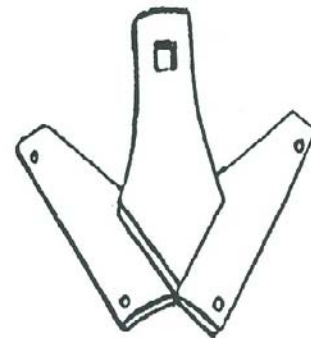
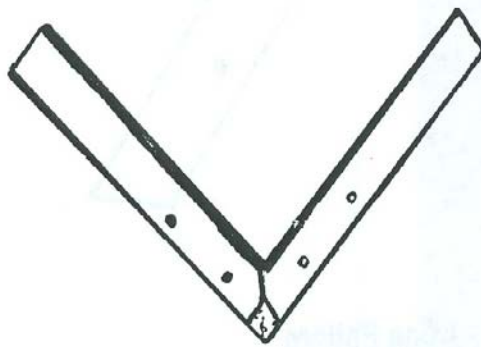
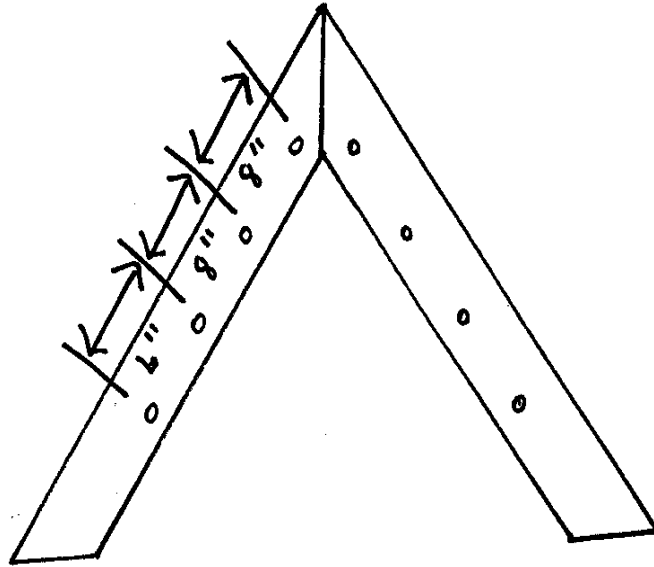


LARGE SWEEPS
AND
LARGE SWEEP FOOT PIECES
FOR
JOHN DEERE SWEEPS

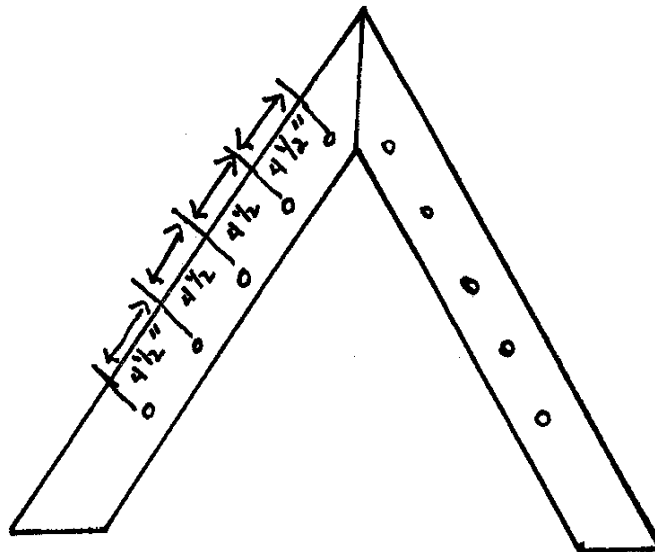


PART NO.	DESCRIPTION	WEIGHT
JDS - P612	JD Frog Type Foot Piece for John Deere Shank (DA 717 a Foot Piece)	18 lbs.
JDS - P613	1" x 3" Type Foot Piece (similar to the style above)	18 lbs.
JDS - P614	24" Large Sweep Blade for 1" x 3" Foot Piece	13 lbs.
JDS - P615	30" Large Sweep Blade for 1" x 3" Foot Piece	16 lbs.
JDS - P616	32" Large Sweep Blade for 1" x 3" Foot Piece	16 lbs.
JDS - P617	36" Large Sweep Blade for 1" x 3" Foot Piece	19 lbs.
JDS - P618	40" Large Sweep Blade for 1" x 3" Foot Piece	21 lbs.
JDS - P619	42" Large Sweep Blade for 1" x 3" Foot Piece	22 lbs.
JDS - P620	44" Large Sweep Blade for 1" x 3" Foot Piece	24 lbs.

STUBBLE MULCH SWEEPS



Roll - a - Cone Pattern
All sizes



Hamby Pattern All Sizes

SAM STEVENS INC.

2101 Lubbock Hwy.
Lamesa, Texas 79331

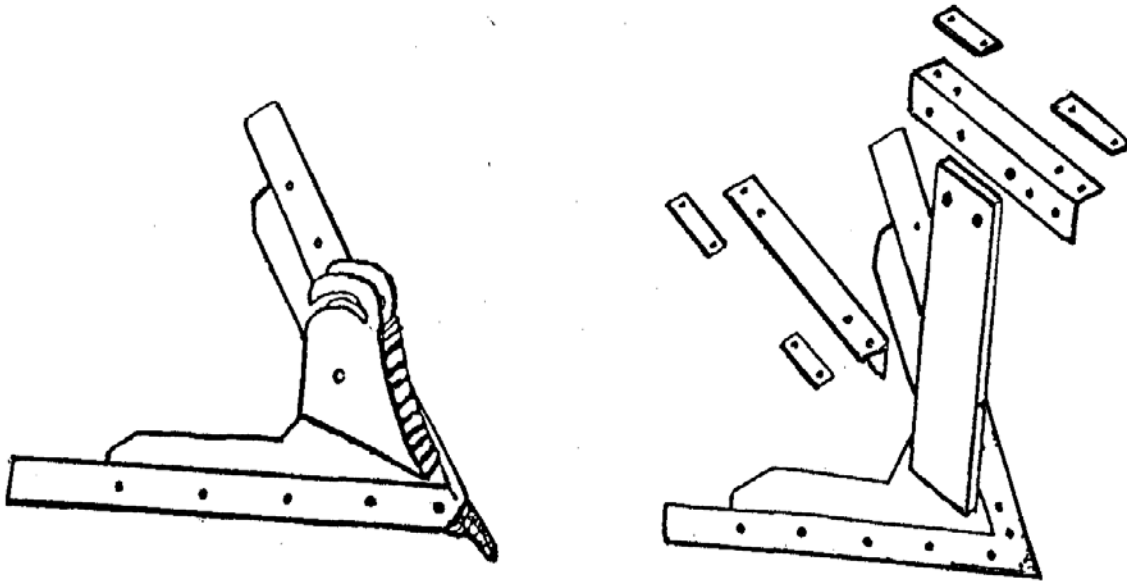
MANUFACTURER OF QUALITY FARM EQUIPMENT

Phone: 806-872-8365

Fax: 806-872-8368

SUBSOILER

(STUBBLE MULCHER BLADE)



SUBSOILER

(STUBBLE MULCHER)

PART NO.	DESCRIPTION	WEIGHT
SSB - 6001	1" X 8" Subsoiler WITHOUT Hard Surface Point	91 lbs.
SSB - P602	Clamp for 4" x 4" Bar	87 lbs.
SSB - P603	Subsoiler Foot Piece for a 1" x 3" Shank, ONLY	38 lbs.
SSB - P604	Subsoiler Blade, 34" Cut	17 lbs.
SSB - P605	Subsoiler Blade, 36" Cut	18 lbs.
SSB - P606	Subsoiler Blade, 38" Cut	
SSB - P607	Subsoiler Blade, 40" Cut	
SSB - P608	Subsoiler Blade, 42" Cut	20 lbs.
SSB - P609	Subsoiler Blade, 46" Cut	22lbs.
SSB - P610	Subsoiler Blade, 48" Cut	23 lbs.
SSB - P611	Subsoiler Blade, 60" Cut	35 lbs.

***** OTHER SIZE BLADES MAY BE SPECIAL ORDERED *****

SAM STEVENS INC.

2101 Lubbock Hwy.
Lamesa, Texas 79331

MANUFACTURER OF QUALITY FARM EQUIPMENT

Phone: 806-872-8365

Fax: 806-872-8368

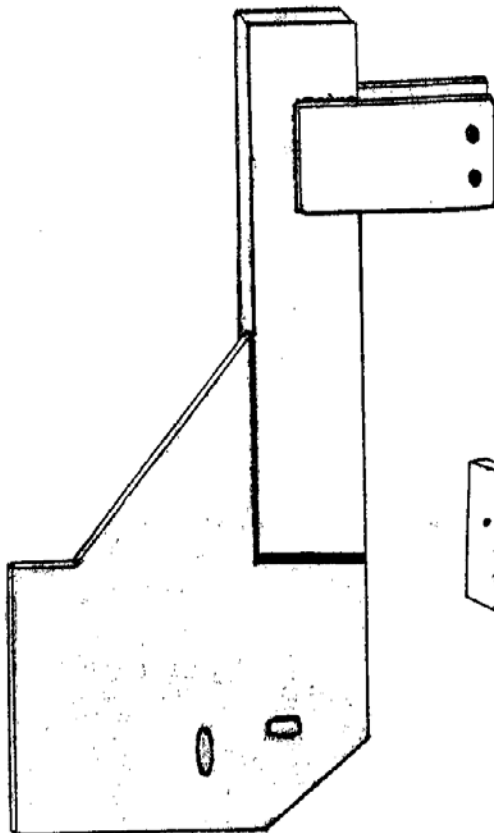
SINGLE RUNNER CUFFS

AND

DOUBLE RUNNER CUFFS

PART NO.	DESCRIPTION	WEIGHT
SRC - 5001	Single Runner Knifing Cuff for 1" x 3" Shank	25 lbs.
SRD - 5002	Double Runner Knifing Cuff, ONLY	59 lbs.
SHK - 9001	1" x 3" x 20" Shank For Double Runner Knifing Cuff	17 lbs.
SRD - 5004	13/8" Tail Plow Brackets for Double Runner Knifing Cuff (priced per pair)	24 lbs.
SRC - JD10	Single Runner Cuff for JD Beam	50 lbs.
SRC - H011	Single Runner Cuff for Hamey,/JD Cultivator Shank	

Single Runner Cuff



Double Runner Cuff

